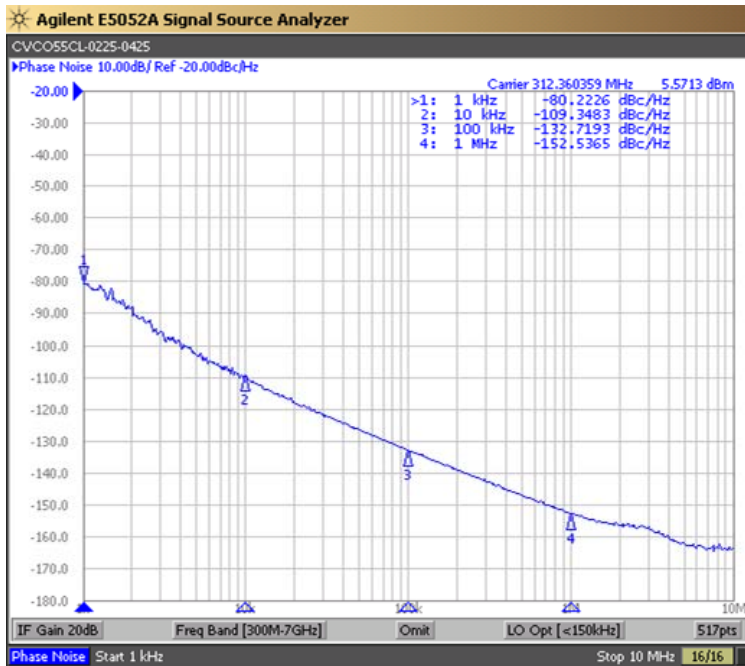


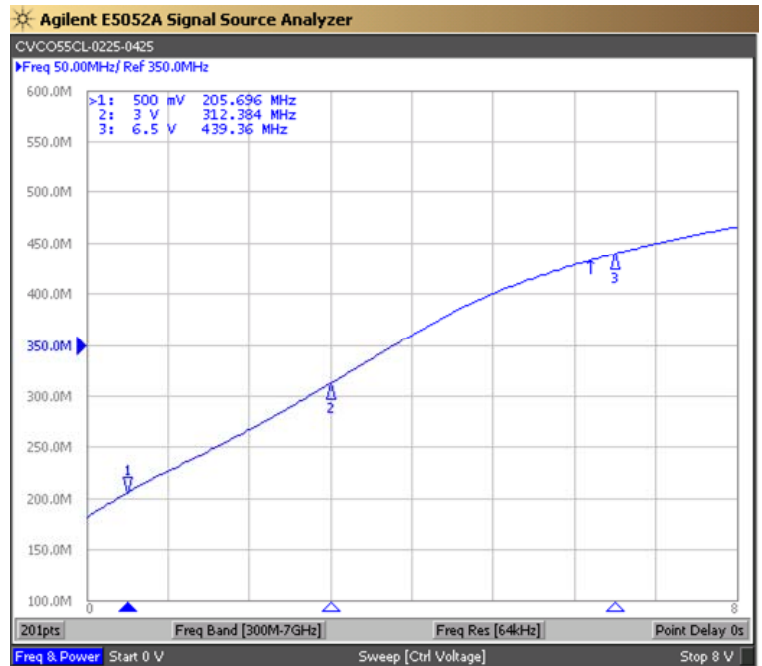


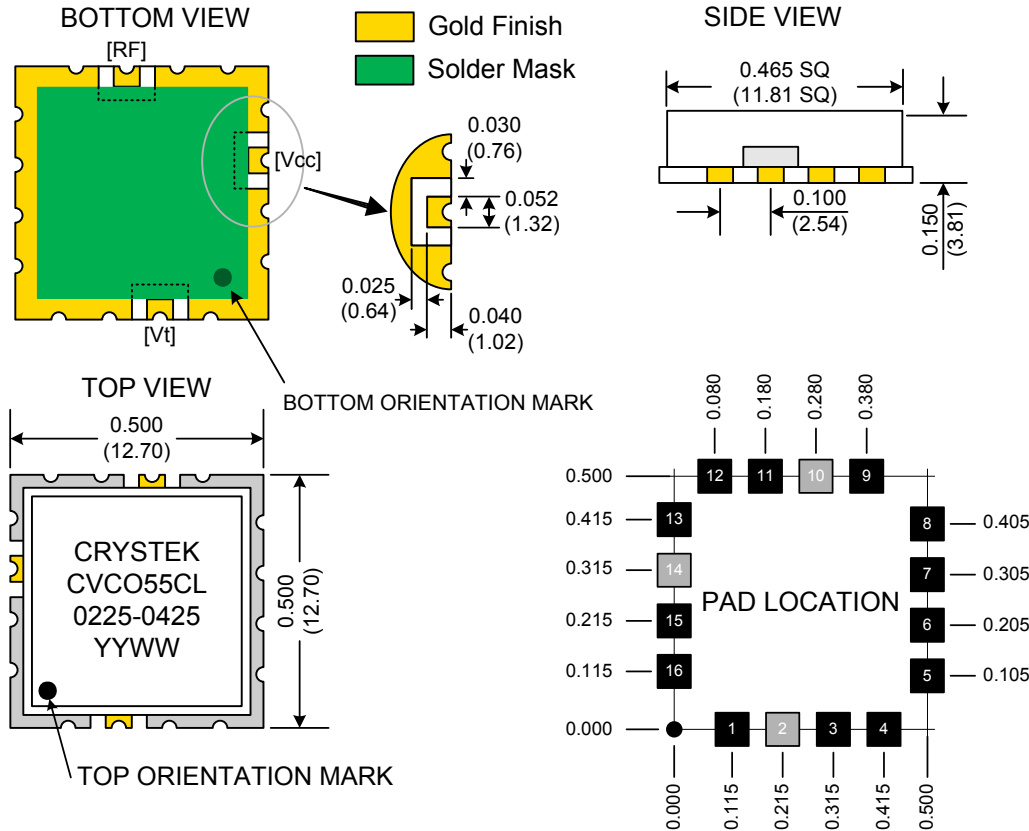
PERFORMANCE SPECIFICATION	MIN	TYP	MAX	UNITS
Lower Frequency:			225	MHz
Upper Frequency:	425			MHz
Tuning Voltage:	0.5		6.5	VDC
Supply Voltage:	6.75	7.0	7.25	VDC
Output Power:	0	+3.0	+6.0	dBm
Supply Current:		5	15	mA
Harmonic Suppression (2 nd Harmonic):		-15		dBc
Pushing:		1.0	3.0	MHz/V
Pulling, all Phases:		1.0	5.0	MHz pk-pk
Tuning Sensitivity:		75		MHz/V
Phase Noise @ 10kHz offset:		-100		dBc/Hz
Phase Noise @ 100kHz offset:		-123	-118	dBc/Hz
Load Impedance:		50		Ω
Input Capacitance:			100	pF
Operating Temperature Range:	-40		+85	$^{\circ}\text{C}$
Storage Temperature Range:	-45		+90	$^{\circ}\text{C}$

Phase Noise (1 Hz BW, Typical)



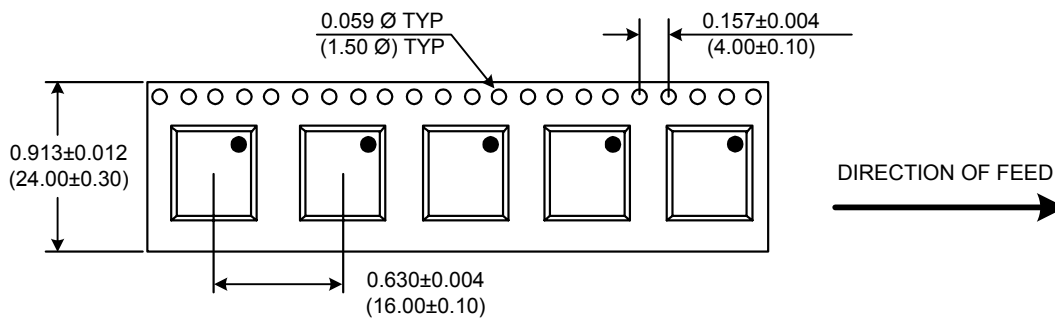
Tuning Curve (Typical)





- Unless otherwise specified, Dimensions are in: $\frac{IN}{(mm)}$
- Pad Location Dimensions are in: Inches

TAPE AND REEL



Drawing not to scale

Product Control:			
Crystek Part Number:	CVCO55CL-0225-0425	Release Date:	12-March-08
Revision Level:	D	Responsible:	C. Vales

Specification is subject to change without notice